Mighty Mouse Connectors and Cables

Environmental Jam-Nut Bulkhead Feed-Thru

Series 801 Bulkhead Feed-Thru provides an environmental separable connection on both sides of a mounting panel. Available in shell sizes 5 to 21 and mates with all high density plug connectors with the same polarization and opposite contact genders. Copper alloy gold-plated contacts, pin to pin, pin to socket, or socket to socket. Your choice of standard aluminum alloy or stainless steel and seven standard finishes (see below). Please contact the factory for other materials and finishes.

How To Order

Sample Part Number	801-074	-07	M	6-7	P	S	A

Series	**801-074** = Feed–Thru Receptacle
Shell Style	**-02** = Square Flange Mount **-12** = Square Flange, Non-Locking Clinch Nuts **-22** = Square Flange, Locking Clinch Nuts **-07** = Jam-Nut
Material and Finish	**M** = Aluminum / Electroless Nickel **MT** = Aluminum / Nickel-PTFE **NF** = Aluminum / Cadmium with Olive Drab Chromate **ZNU** = Aluminum / Zinc-Nickel with Black Chromate **Z1** = Stainless Steel / Passivated
Shell Size - Insert Arrangement	See Contact Arrangements page E-7
Contact Type Jam-Nut Side	**P** = Pin **S** = Socket Connectors with PP and SS contact styles will cause the arrangement pattern to be mirrored about the vertical centerline
Contact Type Other Side	**P** = Pin **S** = Socket
Polarization (See Table I)	**A** = Normal **B** = Pos. B **C** = Pos. C **D** = Pos. D **E** = Pos. E **F** = Pos.

Table I: Keyway Positions

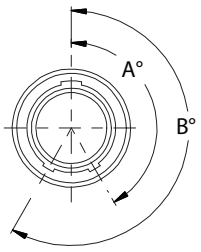

Key Position	A°	B°
A	150°	210°
B	75°	210°
C	95°	230°
D	140°	275°
E	75°	275°
F	95°	210°

NOTES

1. Receptacle connector mates with all quick coupling high-density plug connectors with same polarization and opposite contact gender (801-001, 801-002, 801-007 AND 801-008)
2. Connectors with PP and SS contact styles will cause the arrangement pattern to be mirrored about the vertical centerline
3. See page E-11 for panel cut-out dimensions
4. Material/Finish
   - Shell, jam-nut: aluminum alloy or CRES
   - Contact: copper alloy / gold plate per ASTM B 488, type II, code C
   - Insulators: liquid crystal polymer / N.A.
   - Interfacial seal, O-ring, peripheral seal: Fluorosilicone / N.A.
   - Class 1.25 (.000050 minimum thickness), over a suitable underplate

© 2022 Glenair, Inc • 1211 Air Way, Glendale, CA 91201 • 818-247-6000 • www.glenair.com • U.S. CAGE code 06324 • Series 80 Mighty Mouse
Dimensions in inches (millimeters) are subject to change without notice

JAM-NUT MOUNT RECEPTACLE - SHELL STYLE 07

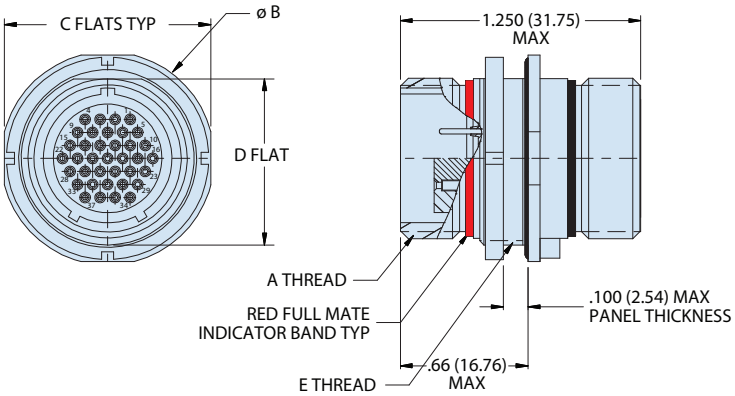

Dimensions					
Shell Size	A Thread	E Thread	Ø B	C Flat	D Flat
5	.3125-.05P-.1L-2A	.3750-28 UN-2A	.575 (14.60)	.545 (13.84)	.350 (8.89)
6	.3750-.05P-.1L-2A	.4375-28 UNEF-2A	.635 (16.13)	.595 (15.11)	.410 (10.41)
7	.4375-.05P-.1L-2A	.5625-32 UN-2A	.755 (19.18)	.723 (18.36)	.536 (13.61)
8	.5000-.05P-.1L-2A	.5625-32 UN-2A	.755 (19.18)	.723 (18.36)	.536 (13.61)
9	.5625-.05P-.1L-2A	.6250-28 UN-2A	.830 (21.08)	.790 (20.07)	.596 (15.14)
10	.6250-.05P-.1L-2A	.6875-28 UN-2A	.890 (22.61)	.855 (21.72)	.658 (16.71)
11	.6875-.05P-.1L-2A	.7500-28 UN-2A	.960 (24.38)	.925 (23.50)	.718 (18.24)
13	.8125-.1P-.1L-2A	.8750-28 UN-2A	1.078 (27.38)	1.044 (26.52)	.845 (21.46)
16	1.0000-.1P-.1L-2A	1.0625-20 UN-2A	1.264 (32.11)	1.230 (31.24)	1.022 (25.96)
17	1.0625-.1P-.1L-2A	1.1250-28 UN-2A	1.325 (33.65)	1.290 (32.77)	1.096 (27.84)
19	1.0625-.1P-.1L-2A	1.2500-28 UN-2A	1.450 (36.83)	1.415 (35.94)	1.227 (31.17)
21	1.3125-.1P-.1L-2A	1.3750-28 UN-2A	1.625 (41.28)	1.577 (40.06)	1.347 (34.21)

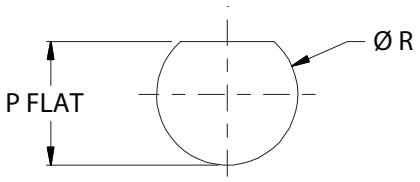

Panel Cutout	
P Flat	ø R
.358 (9.09); .354 (8.99)	.385 (9.78)
.418 (10.62); .414 (10.52)	.448 (11.38)
.544 (13.82); .540 (13.72)	.573 (14.55)
.544 (13.82); .540 (13.72)	.573 (14.55)
.604 (15.34); .600 (15.24)	.635 (16.13)
.668 (16.97); .664 (16.87)	.698 (17.73)
.728 (18.49); .724 (18.39)	.760 (19.30)
.853 (21.67); .849 (21.56)	.885 (22.48)
1.030 (26.16); 1.026 (26.06)	1.073 (27.25)
1.104 (28.04); 1.100 (27.94)	1.135 (28.83)
1.235 (31.37); 1.231 (31.27)	1.260 (32.00)
1.355 (34.42); 1.351 (34.32)	1.385 (35.18)

SQUARE FLANGE, NON-LOCKING CLINCH NUTS - SHELL STYLE 12
SQUARE FLANGE, LOCKING CLINCH NUTS - SHELL STYLE 22

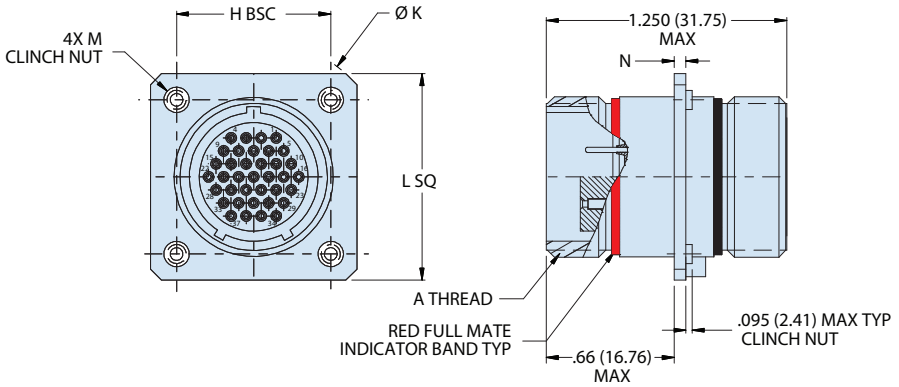

Dimensions						
Shell Size	A Thread	H Bsc	ø K	L SQ	M	N
5	.3125-.05P-.1L-2A	.363 (9.22)	.774 (19.66)	.623 (15.82)	2-56	.030 (0.76)
6	.3750-.05P-.1L-2A	.423 (10.74)	.860 (21.84)	.683 (17.35)		
7	.4375-.05P-.1L-2A	.483 (12.27)	.944 (23.98)	.743 (18.87)		
8	.5000-.05P-.1L-2A	.545 (13.84)	1.032 (26.21)	.805 (20.45)		
9	.5625-.05P-.1L-2A	.607 (15.42)	1.180 (29.97)	.927 (23.55)	4-40	.060 (1.52)
10	.6250-.05P-.1L-2A	.670 (17.02)	1.268 (32.21)	.990 (25.15)		
11	.6875-.05P-.1L-2A	.715 (18.16)	1.331 (33.81)	1.035 (26.29)		
13	.8125-.1P-.2L-2A	.812 (20.62)	1.470 (37.34)	1.132 (28.75)		
16	1.0000-.1P-.2L-2A	.981 (24.92)	1.708 (43.38)	1.301 (33.05)		
17	1.0625-.1P-.2L-2A	1.060 (26.92)	1.822 (46.28)	1.382 (35.10)		
19	1.1875-.1P-.2L-2A	1.191 (30.25)	2.006 (50.95)	1.511 (38.38)		
21	1.3125-.1P-.2L-2A	1.322 (33.58)	2.190 (55.63)	1.642 (41.71)		

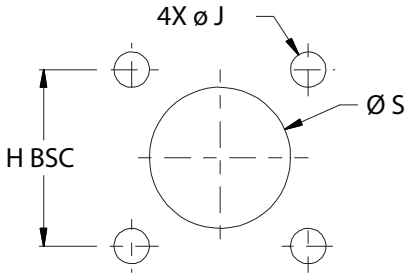

Panel Cutout		
H Bsc	J Holes	ø S
.363 (9.22)	.096 (2.44) .091 (2.31)	.328 (8.33)
.423 (10.74)		.390 (9.91)
.483 (12.27)		.453 (11.51)
.545 (13.84)		.515 (13.08)
.607 (15.42)	.130 (3.30) .126 (3.20)	.578 (14.68)
.670 (17.02)		.640 (16.26)
.715 (18.16)		.703 (17.86)
.812 (20.62)		.828 (21.03)
.981 (24.92)		1.015 (25.78)
1.060 (26.92)		1.078 (27.38)
1.191 (30.25)		1.203 (30.56)
1.322 (33.58)		1.328 (33.73)

© 2022 Glenair, Inc • 1211 Air Way, Glendale, CA 91201 • 818-247-6000 • www.glenair.com • U.S. CAGE code 06324 • Series 80 Mighty Mouse
Dimensions in inches (millimeters) are subject to change without notice

SQUARE FLANGE MOUNT - SHELL STYLE 02

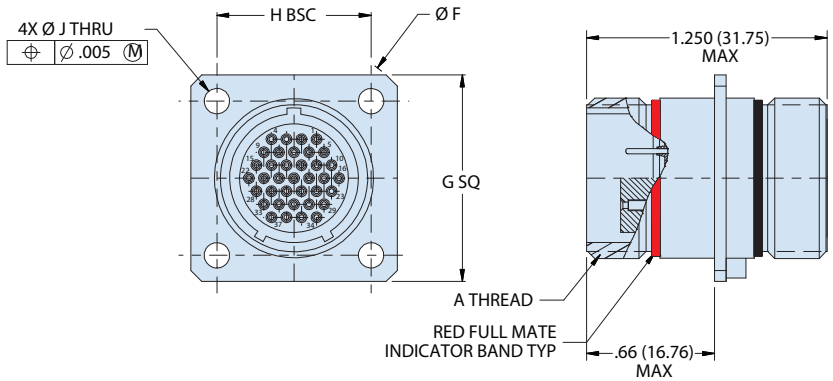

Dimensions						
Shell Size	A Thread	Ø F	G Sq	H Bsc	J Holes	M
5	.3125-.05P-.1L-2A	.680 (17.27)	.530 (13.46)	.363 (9.22)	.096 (2.44) .091 (2.31)	2-56
6	.3750-.05P-.1L-2A	.750 (19.05)	.590 (14.99)	.423 (10.74)		
7	.4375-.05P-.1L-2A	.850 (21.59)	.650 (16.51)	.483 (12.27)		
8	.5000-.05P-.1L-2A	.938 (23.83)	.712 (18.08)	.545 (13.84)		
9	.5625-.05P-.1L-2A	1.125 (28.58)	.850 (21.59)	.607 (15.42)	.130 (3.30) .126 (3.20)	4-40
10	.6250-.05P-.1L-2A	1.188 (30.18)	.890 (22.61)	.670 (17.02)		
11	.6875-.05P-.1L-2A	1.250 (31.75)	.935 (23.75)	.715 (18.16)		
13	.8125-.1P-.2L-2A	1.375 (34.92)	1.030 (26.16)	.812 (20.62)		
16	1.0000-.1P-.2L-2A	1.625 (41.28)	1.219 (30.96)	.981 (24.92)		
17	1.0625-.1P-.2L-2A	1.700 (43.18)	1.280 (32.51)	1.060 (26.92)		
19	1.1875-.1P-.2L-2A	1.900 (48.26)	1.432 (36.37)	1.191 (30.25)		
21	1.3125-.1P-.2L-2A	2.100 (53.34)	1.565 (39.75)	1.322 (33.58)		

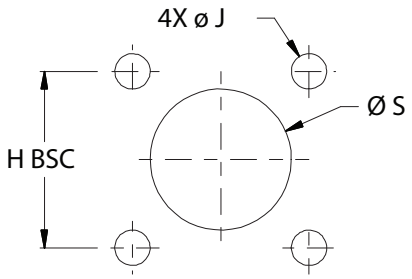

Panel Cutout		
H Bsc	J Holes	ø S
.363 (9.22)	.096 (2.44) .091 (2.31)	.328 (8.33)
.423 (10.74)		.390 (9.91)
.483 (12.27)		.453 (11.51)
.545 (13.84)		.515 (13.08)
.607 (15.42)	.130 (3.30) .126 (3.20)	.578 (14.68)
.670 (17.02)		.640 (16.26)
.715 (18.16)		.703 (17.86)
.812 (20.62)		.828 (21.03)
.981 (24.92)		1.015 (25.78)
1.060 (26.92)		1.078 (27.38)
1.191 (30.25)		1.203 (30.56)
1.322 (33.58)		1.328 (33.73)